


TUGNET



A Monthly Publication of The Users' Group Network

November 2008

Volume 15 No. 11

INSIDE

Officers & Directors2

Coordinators, Fine Print, Etc.....3

Meetings continued.....4

Special Interest Groups8

Marian's Memos 10

Highlights of Past Meetings 12

Winners.....15

New Media SIG16

Yard Sale Success.....17

Getting to Know20

Vista's Disk Cleanup24

Saving Pictures.....28

Wish List for *Windows 7*30

Help Contact36

Monthly Calendar38

Membership Application39

This Month

November 4
AMD / ATI



We are most fortunate to have Mr. Michael Stone coming to bring us up to date on the advances in the AMD products. Many of our members have computers running on the AMD chip and the rest of us will be very interested in what they have to say.



(See *Meetings*, page 4)



OFFICERS AND DIRECTORS

President (1 yr) Programs	Marian Radcliffe	MarianRad@1stNetUSA.net 818-249-1629
Vice President (2 yr) Special Events	Nina Van Leeuwen	ladyninal@gmail.com 818-784-6144
Secretary (1 yr) Special CD	Susan Kennedy	flamingfury@intergate.com 818-503-8973
Treasurer (2 yr)	Deuk Perrin	deuk_perrin@hotmail.com 805-578-9236
Director (1 yr) Special CD	Larry Nye	nye-guy@juno.com 818-481-4837
Director (2 yr) Refreshments	Susan Phelps	sidecarsusie@earthlink.net 818-848-9810
Director (2 yr) Membership	Nancy Cook	cook8@aol.com 818-349-1542
Director (2 yr) Special Offers	Ed Jameson	cjameson@socal.rr.com 818-892-4074
Director (1 yr)	Thomas Eugene	thomaseugene@verizon.net 818-989-7121

TUGNET is a non-profit computer users group. TUGNET's mailing address for membership information, submissions to the TUGNET Newsletter, or other club-related material, is TUGNET, 3926 Community, La Crescenta, CA 91214-2375.

We welcome your submissions, including technical questions or letters to the editor, on PC disk (in a popular word processing format), or by e-mail to Marian Radcliffe. **Hardcopy alone will no longer be accepted!! All submissions must be presented on disk or e-mail as described above!!** The number one rule when writing for us is: **Do not attempt to format your article**, except for bolding and italicizing. Instead, focus on writing a clear, organized, grammatically correct article. We'll take care of the rest. We reserve the right to edit as necessary for space considerations. Other non-profit user groups may reprint articles (except for those copyrighted) without prior permission, provided proper author, title and publication credits are given. Newsletter produced using Microsoft *Publisher*. Membership database is in Microsoft *Access*.

COORDINATORS, ETC.

Membership Chairman Greeters	Nancy Cook Daisy Kuhn Nina Van Leeuwen	cook8@aol.com 818-349-1542
Equipment Administrator	Jon Kranzler	jakranzler@sbcglobal.net 818-703-0979
Media	Bill Tracy	tracium@sbcglobal.net 818-842-0747
SIG Coordinator	A.J. Camou	AJCamou@aol.com 818-367-9264
Tuesday Room Set-Up	A.J. Camou Winston Garth Robin Winkelstein	
Refreshments	Susan Phelps Mel Ader Arlene Brooks Bill Tracy A.J. Camou	
Soda & Water		
Webmaster	Kat Koch	kat@ask-kat.com
Recycling	Winston Garth	wig173abn@yahoo.com
Fund Raising	Kay Lalicker	klalicker@verizon.net
APCUG Rep.	Maury Whitaker	mlwhit@alumni.caltech.edu

NEWSLETTER STAFF

Editor	Open	
Editor pro tem	Marian Radcliffe	MarianRad@1stNetUSA.net
Meeting Photographer	Larry Nye	nye-guy@juno.com
Proofreader	Roger Poverny	

Neither The Users' Group Network, its Board of Directors, officers, nor members make any express or implied warranties of merchantability and/or fitness for a particular purpose. Opinions provided by newsletter articles, or by speakers, members or guests who address TUGNET meetings are individual opinions only, and do not represent the opinions of the organization, its board, officers, or members. All opinions and information should be carefully considered and neither The Users' Group Network, its directors, officers, nor members shall be liable for any incidental or consequential damages in connection with or arising from the furnishing or use of any information or opinions. Brands and products referenced herein are the trademarks or registered trademarks of their respective holders.

More Meetings

(From Meetings, Page 1)

Let's get more familiar with their *Turion* (Dual-Core), *Opteron* (Low Power Quad-Core, mainly for servers), *Athlon* (First Windows compatible 64-bit processor) and *Phenom* (True Multi-Core processing) chips!

While most of us are not putting our own systems together, it is important to know the advantages of the various chipsets so the best decision can be made when it is time to purchase a new system.

Since AMD purchased ATI, they have integrated the advanced graphics features while maintaining the graphics cards which have always been very popular. We'll learn about the advantages of the various products.

There will also be information relating to the advances made in notebooks to extend battery life and manage the heat we hear so much about. Don't miss this informative meeting!

November 11 Komputers 4 R Kids



Recycling computers for children in Los Angeles

You've heard about the successful relationship we've established with this remarkable operation. Mr. James Watson, Director, will acquaint us with the many activities they are working on to benefit others, particularly children.

Komputers 4 R Kids is a 501 c(3) public charity and a State Licensed Collector of e-waste. The organization's main aim is the children, as their name implies. Ensuring that computer systems are reused and recycled so that they do not end up in landfills also provides environmental benefits.

You will enjoy listening to Mr. Watson and learning all about this wonderful organization.

November 18

D-Link

Because of a conflict within the company, this presentation had to rescheduled from the date announced last month. I know it was disappointing, so be sure to catch up with them this month.



This will be our first time welcoming a representative from D-Link but I'm sure most of you are familiar with their products. For those of you who don't recognize the name, they make hardware, much of which is geared to make networks work better. If you browse through the electronics stores, you'll see they also have products designed to help make many facets of your electronic life smoother.

We are anxious to hear about the latest and greatest of their offerings, along with the familiar stand-bys, which create endless possibilities for a D-Link digital home.

November 25

Computing 101

With so much interest in the lessons Jay Cunnington has prepared dealing with virus terminology, we will continue learning how to avoid the malware which is out there just waiting for us to give it a chance to enter our computers.

Do you want to see a Russian hacker website where people buy Trojans, rootkits, and other malware? Jay has that to show us as he completes this series.

Hardware Lab

This will be the last Hardware Lab of the year. It's really important to let us know when you have a problem with your system you'd like to bring in. Those who let us know will be first to get attention.

Tip

Reloading Web Pages

By Dave Gerber

When your browser retrieves a page you have asked to see, it stores the page on your computer. If you ask for the same page again five minutes later, the program doesn't have to retrieve the page again — it can reuse the copy it already has. The space your browser uses to store pages is called its cache (pronounced "cash").

Some of us hardly ever exit from our browsers, which is probably not a good idea for our long-term mental stability. If you are one of us, however, remember that the pages your browser has cached aren't normally reloaded from the Web (they're taken from your disk) until you reload them.

If you want to make sure that you're getting fresh pages, reload pages that you think may have changed since you last visited.

Your browser is supposed to check whether a saved page has changed, but because the check sometimes doesn't work perfectly, an occasional Reload or Refresh command for pages that change frequently, such as stock prices or the weather report, is advisable.

Click the 'Reload' or 'Refresh' button on your browser's toolbar, or press 'Ctrl+R.'

What You Can Bring to the Meetings

- **Recyclables:**

Cell Phones

CDs &

Floppy Disks

Ink Jet Cartridges

Toner Cartridges.

Drink Cans & Bottles

- **Your checkbook**

to renew your membership if the label on the back page of this newsletter shows your expiration date is near. Why don't you check it now?

- **Your smiling face!**



New Members

Maritza Bodine

Shawn Collins

Renewing Members

Jay Cunnington

Ronald Forbes

Marvin Hirsch

Bryna and Rich Kimmel

Mike Lynn (NL)

James Mathis

Hitey Moyer (Gold Key Member)

Dave Sanborn (3 year membership)

Mary Watanabe

I don't make jokes, I just watch the government and report the facts.

-Will Rogers



Member of
The Association of
Personal Computer User Groups

Special Interest Groups

Specializing in the unique interests of our members

Novices and experts are welcome

Real Estate SIG **First Monday** **@ 7:00 p.m.**

This month we will have speakers from Conway & Conway, financial planners in the local market, who will be discussing topics such as 1031 exchange options, TICs, REITs, and the turmoil in the retirement planning community.

Meets at Nancy Cook's home
818-349-1542
Cook8@aol.com

Investments SIG **Second Monday** **@ 7:00 p.m.**

November's meeting will review the information learned from presenters recently visited at UBS Financial and Merrill Lynch. Discussion will then focus on how to deal with the market turmoil.

Meets at Nancy Cook's home
818-349-1542

Marcie Green (818) 594-1272
mercimarcie@hotmail.com

Imaging SIG **Second Thursday** **@ 7:00 p.m.**

We had a good session on the automatic settings, their icons and basics on the use of the camera in general: adjusting for night shots, using automatic night/twilight settings, increasing the ISO settings to 200 or 400, etc.

Thursday November 13, is the date for a Camera Expedition to Descanso Gardens. We will meet there at 10:00 a.m.

Meets at Granada Pavilion,
Upstairs.

Contact Susan Phelps
sidecarsusie@earthlink.net

**Check with SIG leaders
to confirm meeting
locations**

**Web
Design SIG
Third Thursday
@ 7:00 p.m.**

Attendees are learning together during these SIG meetings.

Dave has a plan for everyone to get involved in a project, then compare results. Come find out all the details.

Meets at Nancy Cook's home
818-349-1542
Cook8@aol.com

**Check with SIG leaders
to confirm meeting
locations**


**Linux SIG
Note Day Change
Fourth Monday
@ 7:00 p.m.**

Join the throng to see if you are interested in adding Kubuntu to your partitioned system, ask questions and get good answers from an expert.

Our tech talk starts at 7 p.m.

Meets at Nina Van Leeuwen's
ladynina1@gmail.com
818-784-6144

Bill Tracy
tracium@sbcglobal.net
818-842-0747



Discount to TUGNET members

Marian's Memos



MARIAN'S MEMOS MARIAN'S MEMOS MARIAN'S MEMOS

STREET FAIRE BOOTH – IN THE RAIN

If you've ever wondered about whether our TUGNET members are hardy folks, this event provided the answer. Yes, it rained all day – anything from a drizzle to a full fledged rain event. We had our booth and it was staffed all day!

Thanks to Sue Kennedy for bringing the banner and some supplies from the days when we had a booth in the computer shows. Thanks to A.J. for transporting tables and chairs. Thanks to Jay Cunnington who manned his laptop for the first couple hours, telling folks about our Computing 101 meetings. And many thanks to Nancy Cook and Kathy Krogh who spent the entire day with me, getting quite wet doing so. Thanks to Nina Van Leeuwen for dropping by and giving us a hand for awhile. And thanks to John Kranzler for showing up toward the end and helping to get it all packed up. Also, a big thanks to Richard Arroyo for the loan of a canopy which we needed desperately!

We talked to a lot of people who were brave enough to come out on such a day. We hope to see them at our meetings.

NEW SPECIAL INTEREST GROUP

Watch for the announcement of the "Media SIG" further along in the newsletter. Larry Nye is chairing this SIG and there are already quite a number of enthusiastic members involved. If you like music, videos, books, etc., this may be something for you.

Meetings for this SIG are planned for the 5th Mondays of the month, beginning in January. Talk to Larry at any Tuesday meet-

ing to find out what is already available. There is a printed list from the database which you may peruse.

THANK YOU AND WELCOME

We have had wonderful Special Events planned by Nina Van Leeuwen which a goodly number of our members have enjoyed. We thank her so much for her efforts on our behalf. Since Nina is taking on some additional outside responsibilities, Helaine and Lenny Cummins are picking up where Nina has left off and will plan future activities for us. Thank you so much for volunteering, Helaine and Lenny. We will enjoy joining you for next year's activities!

YARD SALE

As you will see elsewhere in this newsletter, the yard sale was a success thanks to so many of our loyal participants. A complete financial report will be available later.

If you are one of the few who missed out on all the fun and hard work, we'll give you another chance. Date to be announced.

E-WASTE COLLECTION

I'm happy to report that when Komputers 4 R Kids came to pick up the E-waste collected during the yard sale, they found it filled their truck!

As you know, we are happy to work with this fine organization and you may have already noted that our November 11 meeting will feature Mr. James Watson, their Director.

When they get the collection back to their facility in Cerritos it is sorted and stored in their well-organized warehouse. They have a workshop where volunteers come to use the donated items to create working systems, which are then donated to needy kids. This ensures these items do not end up in the landfills.

Highlights of Recent Meetings

More on HDTV (September 30)

Our friend, Walt Ordway, returned to bring us up to date on the upcoming transition to digital TV. He began with a review of the background for those who hadn't heard his past presentations, which helped the rest of us as well.

As you know, analog broadcasting will end at midnight, February 17, 2009.



While analog TV sets are no longer allowed to be sold, it is still important to check the native resolution of the new TVs if you are interested in purchasing. Since much of the advertising is simply using marketing terms, it is important to look at the specs carefully rather than just listening to the salesperson. Educate yourself as to the various resolutions available, the contrast ratio, which is extremely important, etc. Study the various screens in the store for clarity and color and see if you can get them to hook the one you like up to an antenna which will give you a truer picture of what you will see at home.

He pointed out that p60 is not HDTV but is ready for Blu-ray movies, etc.

Some members expressed concern over being able to find our local stations after the conversion since there will no longer be channels 2 through 6. A chart Walt had showed that Channel 2 will become 43; 4 will become 36 and 5 will become 31. Channels 7, 9, etc., will remain the same.

Thank you so much, Walt, for another enriching evening's presentation. We look forward to seeing you again in February!

Nero

(October 7)

We welcomed Darrick Bady back to our TUGNET meeting – it had been a long time since Darrick had come to give us a presentation. He had some unexpected news for us with new programs available from Nero.

First he showed us *Move it*. Each device we have for our computers comes with its own software utilities and these devices often have incompatible formats. Nero feels that we, as consumers, do not need these hassles but instead, a one-click operation should be available. Simply create a collection of your favorite multimedia files with music, videos, and photos to share and enjoy.



Move it makes your digital world even more convenient. Capture your music files, photos, and videos quickly and hassle-free from any source including your digital camera, music collection, portable devices, and from online communities.

Quickly organize your files with a sleek and user-friendly interface. *Move it* allows for simple management of multimedia files plus the ability to personalize categories by criteria that best suit your preferences.

Said to be the best conversion software in the industry. *Move it* detects connected devices instantly and transfers content automatically with the best possible quality so you can enjoy anytime, anywhere.

A free trial version is available via download.

Next Darrick showed us *Liquid TV* which was released October 15, 2008. Highlights of Neros *LiquidTV* | *TiVo* PC:



- Enjoy the unique and easy-to-use *TiVo* interface
- Watch and record shows in HD and Standard formats on your TV or on your PC
- Export your favorite programs to portable media players
- Burn shows to DVD or save them to your hard drive
- Pause Live TV on your PC
- Includes a 12-month subscription to the TiVo® service

This was a truly great evening seeing brand new products of which we weren't aware. Thank you so much, Darrick.

www.nero.com

Computing 101

(October 14)

Jay continued his informative lessons on Virus Terminology this evening. This was Part 2 of the series prepared to make us aware of Malware in all its forms. While most threats are referred to as a virus, in reality that is the least apt to cause us trouble. We are far more apt to have a Trojan, readily picked up from download sites and peer to peer file sharing applications. Also threatening are Drive-by-Downloads, picked up from booby-trapped web sites. Because of these, Jay emphasizes the importance of keeping our computers updated with the Microsoft security updates available regularly.



A good bit of time was devoted to Rootkits. Extremely difficult to remove without reformatting the partition since they hide in the system processes, registry keys and network ports. Jay suggested the best way to avoid Rootkits is perhaps running a virtual machine. That way, nothing can get into your system.

Also stressed, is using one of the highly rated Anti-virus programs: *Kaspersky*, *Norton 9* or *Avast!*, the three highest ranked.

Thank you, Jay, for these terrific lessons. We look forward to next month.



Door Prize Winners

September 30



Skype Headset and Voucher: Bill Geist
Aqua Odysseas Catalina: Mel Ader
Tricky Living (book): Chris Christopher
NKG Technology Bag: Bill Tracy

October 7

Nero 9: A.J. Camou
Nero Bag: Arnold Giesbret
Nero Notebook: Nancy Cook, Barbara Benjamin and Mel Ader
Nero CD Wallet: Sue Kennedy, Tom Sheehan and Maritza Bodine
TIVO Soft Toy: Daisy Kuhn, Doris Richards, Dan Reitz, Werner Freund, Bill Tracy, Dave Hirschfield and Shawn Collins

October 14

Smart Computing Issue: David Wendt
Mandarin King \$25 Certificate: Mel Ader
Pinnacle Cloth Bag: Sue Kennedy
The Truth About Identity Theft: Jon Kranzler and Nina Van Leeuwen

TUGNET's New Media SIG

ARTICLE ARTICLE ARTICLE ARTICLE ARTICLE ARTICLE ARTICLE

Hello TUGNETS:

We have a new "Media SIG" for our TUGNET members. It is a continually evolving SIG that is designed to be a true benefit to our members.

It started out as a club shared music database that was named "TUG NOTES." The premise was to have as many of our members who wish to participate, donate music files and albums to a club database for an equal credit to check out other music on a one for one basis. To that end we now have several hundred albums and nearly 500 single music files now in the TugNotes database. A list of these can be e-mailed to you upon an e-mail request to Larry at nyeguy@juno.com.

As I said, this SIG is continually expanding and we are now beginning to gather entire movie and video files and have now started the "TUG VIDS" section of our Media SIG where members can contribute and check out digital movies from a shared club database. Again these will be on a one for one trade basis for club members only.

On the near horizon is the "TUG ARCHIVE" section of this SIG, where we will duplicate, house, and store our members' data as an off site backup to help protect them from disaster. This is a service to our members to keep copies of their important documents and photos and other digital files safe in case their computer crashes or there is a natural disaster such as the recent fires in and around our San Fernando Valley. To that end, we are also offering a scanning service for a nominal fee to the members to also save older, non-replaceable family photos and papers. To achieve this we are in the process of purchasing an additional large hard drive for the club. (Due to security issues, TUGNET will not duplicate or be responsible for our members financial information, such as account numbers, banking information or other sensitive data.)

The work on all three sections of the Media SIG will be a shared project of the Media SIG members. So please come join us in any of the sections of the Media SIG that suits your fancy and bring in those music CD albums or DVD movie disks to be copied and shared with other TUGNET members! We will be having a few scheduled media SIG get together meetings that will be announced at the normal Tuesday club meetings. We welcome any suggestions and your participation.

Sincerely,
Larry Nye, Media SIG Coordinator

Another Successful Yard Sale

By Nancy Cook

ARTICLE ARTICLE ARTICLE ARTICLE ARTICLE ARTICLE ARTICLE

A super huge THANK YOU for all the folks who helped make this year's TUGNET Yard Sale a resounding success!!

Among the many who contributed are the following:

Mel Ader, Margie Bernath, Roger Bilyeu, Arlene Brooks, Jim Burton, A.J. Camou, Chris Christopher, Anna Chung, Jack Coe, Nancy Cook, Helaine Cummins, Chuck DeNet, Asbury Ellis, Thomas Eugene, Paul Flynn, Winston Garth, Bill Geist, Leslie Goldstein, Marcie Green, Wendell Greenlee, Marv Harris, Barbara Henricks, Marvin and Janet Hirsch, J.L. Jackson, Ed Jameson, Sue Kennedy, Jon Kranzler, Kathy and Steve Krogh, Daisy Kuhn, Connie and Kay Lalicker, Nina Van Leeuwen, Barbara Lemke, Victor Levine, Ernie Mierz, Hitey Moyer, Larry Nye, Linda Nyquist, Deuk Perrin, Susie Phelps, Roger Poverny, Marian and Roger Radcliffe, Dwight Randall, Doris and Bennes Richards, Dave Sanborn, Carol Scali, Alberta Schechtman, Mark Schlenker, Roy Sheehy, Lorrie Stelzer, Rani and Glen Stoddard, Judy Taylour, Bill Tracy, Tom Vogel, Mary Watanabe, Marilyn Levine-Weiner, David Wendt.

AND a very SPECIAL thank you to the following who volunteered their time and efforts to the Yard Sale and they are not even members!!

Roy and Heather Ma Manning (friends of Nancy Cook)
Virgil Minogue (friend of Sue Kennedy)
Rick Leasure (friend of Tom Vogel)
Marilyn Haber (sister of Marvin Hirsch)
Barbara Vinson (friend of the Cook family)
Tikvah Chapter of Na`Amat (Jewish Organization)

If we have left anyone out of this list of wonderful people, we apologize . . . it is our intent to honor everyone who has made this Yard Sale a smashing success. If we missed your name please blame our error on Yard Sale fatigue!!

Thanks again to everyone. We all did a terrific job!!!!!!



In case you are one who didn't get out to see it, here's a view thanks to Larry Nye. For pictures by Helaine Cummins, go to: <http://hawksmom.com/gallery/GarageSale10-08>

Klassic Specialties

Check out Klassic Specialties at
<http://www.klassicspecialties.com/tugnet.html>
TUGNET members receive a 5% discount and
TUGNET receives 5% of member's purchases.





— *A proud sponsor of TUGNET's DSL* —

- High-Speed DSL
- Dial-Up Access
- Web / E-Mail Hosting
- T-1 / Frame Relay
- Exchange Hosting
- Domain Names

Free DSL Firewall Tool

Spam and Virus Email Protection

Free 24-Hour Technical Support

www.dslextreme.com

800-774-3379

Getting to Know . . .

More About Paul Flynn

by Marian Radcliffe

APPRECIATION APPRECIATION APPRECIATION APPRECIATION

(Part 3)

Pretty much everything was within walking distance: the Colosseum, Foro Romano, Circus Maximus, Piazza Venezia with its huge monument to the unification of Italy which was also the location of Mussolini's famous "balcony." A few blocks away were the Spanish Steps, Villa Borghese, and Via Veneto.



Via Veneto was the place to see and be seen in the 60s. If you've ever seen the film, *La Dolce Vita*, you'll know what I mean. Famous for the sidewalk cafes, expensive shops and luxury hotels, it was here Romans could engage in their favorite pastime of people-watching. Sooner or later, everybody who was anybody (or thought they were) would show up here! Exiled ex-king Farouk, living just down the street in the Excelsior Hotel, could frequently be seen at a table in front of Caffè Doney which was the spot on the Veneto.

Despite having arrived in a culture that was totally foreign to me, I did my best to adapt. I never went anywhere without my *Collins Pocket Italian-English Dictionary* and *Berlitz Italian Phrase Book*. I did manage to pick up the language fairly quickly. I would go to the movies two to three times a week. I tried to see English language films that I had seen previously but with an Italian soundtrack. This seemed to work and I was able to get along without the phrase book and dictionary after about six months.

The project which originally brought me to Rome was not going well. After several postponements the production was eventually cancelled because Sidney Poitier would no longer be available due to another commitment. I did eventually get paid for the minimum eight weeks of my contract with Paramount.

By now I had moved into an apartment in Cosmopolis, a huge apartment not far from Cinecitta studios. A lot of expatriates lived here as well as American military personnel. Shortly after moving in, work began on Rome's first subway and men with picks and shovels began excavating in front of my building. This work would go on for 20 years, partly due to the fact they were constantly discovering antiquities and everything would come to a halt while the experts would argue over which agency had responsibility for a particular type of archeological find. Numerous shops and other businesses had to close their doors because the streets were closed for extended periods of time. Eventually, a mechanical "mole" replaced the guys with picks and shovels. Coincidentally, I was visiting Rome in 1981, the year the subway began operating and took a ride.

I mentioned above that Rome was the "Hollywood" of Europe. There was an incredible amount of filming going on. It was not at all unusual for someone to approach you on the street and ask you to work in a movie. There seemed to be a particular demand for people who looked like "Americanos." Italian studios were churning out "spaghetti" westerns, some of which like *A Fistful of Dollars* and *The Good, the Bad and the Ugly* would turn out to be classics, but the majority were unbelievably bad!

Clint Eastwood, who had become famous in these films, was living in Rome as well as Steve Reeves and other yank musclemen who starred in a series of *Hercules* movies.

In the 12 years I lived in Rome, I would get to wear many hats; translator, dialogue coach, assistant director and dubber as well as actor. I helped form ELDA, the English Language Dubbers Association.

In 1962 , the mega-production of *Cleopatra* moved to Rome from London. Work had stopped there when Elizabeth Taylor became seriously ill. Upon her recovery, it was decided that the production would be moved to Rome because of the milder climate. This proved to be a bonanza to practically everyone involved with cinema in Rome, but particularly English and American actors. The production was headquartered at Cinecitta, just down the street from me.

Elizabeth Taylor, although she was still married to Eddie Fisher, had begun an affair with co-star Richard Burton. There didn't seem to be any attempt to keep things secret as their favorite spot was the Little Bar located just off the Veneto and owned by an expatriate New Yorker named Jillie, as I recall. I spent a couple of weeks within a few feet of the two of them during one of the banquet scenes in *Cleopatra*. Both would have hangovers.

I once saw Jayne Mansfield and Mickey Hargitay in the supermarket. They had a daughter about 8 or 10 years old and I wouldn't describe her as very pretty. In fact, I wondered if she was adopted as she really didn't look like the child of such an attractive couple. I guess sometimes the ugly duckling does turn into a swan, the proof being Mariska Hargitay today!

Life in Roma Bella was not without its down side. There were frequent strikes when the mail wouldn't be delivered, busses and/or trains wouldn't run, or you couldn't buy milk or bread.

Then there were the political demonstrations. Fascists and communists were still alive and well during those days. Whenever one side would schedule a public meeting (usually in a big piazza in the center) the other side would start some sort of disruption and occasionally people would get killed.

Events occurring in other parts of the world sometimes reverberated in Rome. If Italians disagreed with a political decision in the U. S., a brick would be thrown through the plate-glass window of Pan-Am Airways. The American embassy would have been the favored target, but there were armed marines out front.

There was a lot of international intrigue in Rome in those days. One of my neighbors worked for the CIA and told me how he had helped prevent the kidnapping of an Israeli spy. I wasn't sure whether or not to believe him since we had both downed a few beers. A few days later there was a big story about how alert customs agents had stopped a departing passenger at Fiumicino airport. It seems he had a steamer trunk that had the drawers removed and a piano stool bolted to the bottom. Seated on the piano stool was a bound and gagged (and unconscious) Israeli citizen! Around the same time Italian police caught a group of men on the beach next to the airport armed with a bazooka. They were planning to bring down an El Al plane taking off.

Paul Getty III and his mother, Jane (an actress), were living in Rome. His parents were separated and his mother did not have a lot of money. Paul liked to hang around a Cafe in Piazza, Navona, which was popular with Americans. I knew him well enough to say "Ciao" when we met. I was watching the TV news one morning and learned that Paul had been kidnapped. A few days later there was a ransom demand. I don't remember the amount, but it was substantial. Still later came the news that his grandfather, John Paul Getty, refused to pay any ransom, believing that the kidnapping was just a ruse by Paul and his mother to get money from him. Weeks passed, and it was only when the kidnapers (believed to have been the communist Red Brigades) cut off one of Paul's ears and sent it to *Il Messagero*, one of Rome's leading newspapers, did the old man relent and pay the ransom.

During the summer, if I wasn't working, I loved to travel. I visited most of the countries in western Europe as well as a few in the east. I was amazed to discover Istanbul is the only city in the world located on two continents! I also travelled to Morocco, Egypt, Kenya, Ethiopia and Sudan in Africa.

-To be continued-

Article

Using Vista's Hidden Disk Cleanup Options

by Vinny La Bash

Sarasota Personal Computer Users Group, Florida

www.spcug.org

vlabash@comcast.net

ARTICLE ARTICLE ARTICLE ARTICLE ARTICLE ARTICLE ARTICLE

This article has been obtained from APCUG with the author's permission for publication by APCUG member groups; all other uses require the permission of the author (see e-mail address above).

There are many things to like about the disk cleanup utility in *Windows Vista*. It's built into the operating system, it works, and it's free. It's also a tool that removes many potential problems such as corrupt files that may be causing difficulties or could cause computer ills in the future. One of its minor shortcomings is that it doesn't detect and eliminate wasteful duplicate files. This is a very insignificant quibble as Microsoft never claimed it could do that in the first place. That ability is an item on my wish list for the next version. Overall it's a very useful tool that everyone should be familiar with.

There is more to Disk Cleanup than removing junk files and recovering gigabytes of disk space. It's amazing how 'temporary' files can hang around for months in the little used crannies of a disk drive. Poorly written install and uninstall routines are largely responsible, but software glitches and power hiccups leave their own share of digital detritus laying about.

Systems with more than a terabyte of storage are becoming common, and it's easy to lose track of even the largest files. Try locating a suitcase sized patch of land in an area with the dimensions of a football field and you'll have an idea of what I'm talking about. Aside from taking up space, these useless files can slow down searches, bloat your backups, and make *Vista's* slow defrag process even slower.

If you're not familiar with how Disk Cleanup works, you can access a good tutorial by clicking the 'Start' icon, and then 'Help' and 'Support.' In the search box type 'Disk Cleanup,' and you will get a list of items directly and indirectly related to the subject. You want the first three or four items in the list.

Let's access the normal version of Disk Cleanup by opening up the 'Computer' icon on the 'Desktop,' right-clicking the 'C:' drive, and choosing 'Properties.'

On the 'General' tab locate the 'Disk Cleanup' button just below and to the right of the disk graphic. You might want to make a note of how much used and unused disk space you have for a before and after comparison. Left-click on the 'Disk Cleanup' button and you will get a message that *Windows* is doing some calculations. Eventually, you get a dialog box which displays various categories of files you can remove. *Windows* will let you peek at many of these files, but it's largely a waste of time. I've never found anything worth examining. Make a note of how many types of files *Windows* can remove, and then close all the dialog boxes.

***Let's now examine Disk Cleanup
with its deep cleaning options exposed.***

You've just seen the standard way to access Disk Cleanup. Let's now examine Disk Cleanup with its deep cleaning options exposed. *Vista's* official file name for the Disk Cleanup utility is `cleanmgr`. Open the 'Start' globe again and type cleanmgr on the 'Start Search' box at the bottom of the menu. Press 'Enter' and 'The Drive Selection' dialog box appears. This is a great way to eliminate mouse clicks if we want a fast way of getting to a specific drive. However, this method doesn't display the extra functions we're looking for so close the dialog box down.

To access the enhanced options we need to use something called the ‘System Agent’ or sage in conjunction with cleanmgr. Click the ‘Start’ globe again and in the ‘Start Search’ box type Cleanmgr /sageset:1

Notice the space between cleanmgr and the forward slash. Sage-set is a variation of the ‘System Agent’ utility, and the number 1 allows you to select different cleaning options. You can use any number you want, even zero or negative numbers.

Disk Cleanup will now be running in a special setup mode that offers more cleaning options than the standard default. In addition, the System Agent will remember whatever cleanup options you select. When you run ‘Cleanup’ again you don’t have to make the same selections as long as you use the same number. That’s what the ‘System Agent set’ part does.

***You can select any
number of options from
just one to all of them.
For maximum cleaning, select everything.***

Press ‘Enter’ to run the utility and wait for the Disk Cleanup Settings dialog box to appear. Highlight the individual cleanup options and in some cases there is additional information that is missing from the default dialog box. You also have more cleanup options.

You can select any number of options from just one to all of them. For maximum cleaning, select everything. When you’re satisfied with the options you’ve selected, click the ‘OK’ button and run the utility. When the job is done, go back and see how much disk space you’ve recovered. You could be in for a pleasant surprise.

We used the 'sageset' command to set the cleanup options. The system keeps track of what you've done, and it will run the utility according to your specification in the future, but you can't use the sageset command for that. You need to ignore sageset and run the sagerun command instead. From the desktop click the 'Start' globe, and in the 'Search' box type:

Cleanmge /sagerun:1

Press 'Enter' and the system will automatically run in enhanced mode with the preference previously recorded. Run this command anytime you wish from now on. You can always change preferences by rerunning the sageset command with the cleanmgr utility.

Chances are good that a lot of clutter will be removed from your system, and you will see an increase in free space on your system. If you wish to automate the process, you can use the 'Task Scheduler' to run the tool automatically at your convenience.

(Saving Pictures Continued From Page 29)

Pick up the selection tool from the group of tools along the left side of the Paint window. To do this, click on the dotted line rectangle. Move the mouse pointer to the upper left corner of the Picture. Then press the left mouse button and drag to the bottom right corner of the picture. This selects the picture that you want to keep. Copy this to the Clipboard by right clicking within the selection and (left) clicking on Copy.

Now you have what you want in the Clipboard, and all that you don't want is visible in Paint. Click File and New, and answer the query to save the garbage with 'no'. Click Edit and Paste to get the picture alone into Paint. Click File and Save as.... Be sure to select a file type of JPEG for your picture. If you don't, Paint will save the file as a bitmap (.BMP) which is quite large, ranging from 1 to 5 megabytes depending on the size of the picture. The JPEG file will be only about 5% of the size of the bitmap file.

Article

Saving Pictures That Show on Your Computer Screen

Tips & Hints

by **Dick Carricato**
Tri County Computer User Group, Florida
www.tccug.net
d_carricato@bellsouth.net

ARTICLE ARTICLE ARTICLE ARTICLE ARTICLE ARTICLE ARTICLE

This article has been obtained from APCUG with the author's permission for publication by APCUG member groups; all other uses require the permission of the author (see e-mail address above).

These days we are bombarded with beautiful pictures on our computers, and when I see a great picture I'm not happy until I have it stored away in my own computer where I can use it when I want to.

The usual technique used to extract and save pictures from the web, from e-mail, or from any other source that places a picture on the computer screen, is simply to right click on the picture and select 'Save picture as...' This will often open the 'My Pictures' folder where the user can select a folder in which to save the picture.

This is a very straight forward, simple, and easy to remember technique for those situations where it works, and if it worked all the time this article would end right here. However, it often does not work. Sometimes web authors make it difficult for you to copy their pictures, and a right click on one of those pictures produces a grayed (not available) 'Save picture as...' selection. Pictures in PDF documents in general cannot be copied, and for that matter, even highlighted text can't be copied from most PDF documents. Very often when an e-mail picture is right-clicked the 'Save picture as...' selection is available, but when that option is selected an error box appears saying, 'The system cannot find the file specified.'

The remainder of this article will be devoted to a single method that allows the user to copy and save any image that shows on his computer screen. This method involves the use of the *Windows* Print Screen function. Of course, everyone remembers how to use Print Screen (Prt Scn) because we have discussed it in the past. Just in case you have forgotten I'll review it here.

The Prt Scn key is located to the right of the function keys at the top of the keyboard. When Prt Scn is pressed, it copies a picture of the entire display to the Clipboard. Pressing Alt-Prt Scn copies an image of the Active window to the Clipboard. Remember that the active window is the one with the bright title bar, and it got that way by clicking the mouse anywhere within the window. The Clipboard is just a section of memory that *Windows* uses for all Copy and Paste operations. Information is copied from any *Windows* program to the Clipboard by using the Copy command. Information is pasted to any *Windows* program from the Clipboard by using the Paste command.

The next time a nice picture shows up on your screen, right-click on it and attempt to save it by using the 'Save as...' command. If that fails, click once in the window where the picture is located; maximize the window to make the picture as large as possible, and then press Prt Scn. (In rare cases you might have to hold the Shift key while pressing Prt Scn.) This places the entire window, including the picture that you want, in the Clipboard. The rest of the procedure requires a graphics processor, and fortunately the *Windows Paint* program will do just fine. It can be found by clicking Start, (all) Programs, Accessories, *Paint* (or mspaint). To put a shortcut to *Paint* on your desktop, right click and drag it to your desktop, let go, and select copy here.

So far all we have done is to discover a picture, maximize the window that contains it, and press Prt Scn. Next, open *Paint* by double clicking the *Paint* icon on the desktop. In *Paint*, click 'Edit' and select 'Paste.' Now the entire window that you copied above is visible in the *Paint* window.

(See *Saving Pictures*, Page 27)

Article

Wish List for *Windows 7*

by Linda Gonse

Orange County IBM PC Users' Group

www.orcopug.orgeditor@orcopug.org

ARTICLE ARTICLE ARTICLE ARTICLE ARTICLE ARTICLE ARTICLE

Simple file management enhancements are at the top of a wish list for *Windows 7*

This article has been obtained from APCUG with the author's permission for publication by APCUG member groups; all other uses require the permission of the author (see e-mail address above).

Besides the obvious—a stable system that performs fast, without vulnerabilities—I have thought of a few things I'd like to see integrated into the *Windows 7 OS* which may be released in 2009/2010.

When it comes right down to it, I don't care if I can use 10 fingers to Paint with or other iPhone-like multi-touch features, or if *Internet Explorer* can recall a previous browsing session. Simple file management enhancements are at the top of my wish list. I want to be able to print a list of my files and file information—a print directory feature. In the “old days” of DOS, you could do this. And now, you can use third party programs to accomplish this, but why isn't this already built-into *Windows*?

In *Windows 3.11*, there was a simple undelete feature. In later versions, the Recycle Bin gives you a chance to recover files you delete in haste or ignorance. But, what about files you deleted from the Recycle Bin? If you don't have a third party program installed, the files are really history.

Wouldn't it be great to have auto-filtering in *Windows Explorer*? Clicking on the top tab in a folder allows you to sort by Size, Date Modified, Type, etc. – but you still have to scroll through all

the files in a directory to get to the specific file you are looking for. If you could set an autofilter, such as *Excel* has, you could choose which extensions would be viewable, click on one, and only those files would be visible.

Windows 3.11 had the capability to only show certain types of files. This was closer to what I'd like, but it was a little involved to set it up and then be sure you reverted to the default file view afterward.

And, what about being able to flag a file and see the flag in *Windows Explorer*? Or, jot a post-it like note and attach it to a file?

DOS also allowed you to rename extensions on an entire directory of files. That would be a handy tool now.

***What happened to the “quick view” inside
of a word processing file in a directory?
I want it back again.***

A constant aggravation is the ‘Open’ and ‘Save As’ boxes in *Windows* and applications. Sometimes there is a miniscule box to view an entire directory in bite sizes. Why can't all the boxes be large ones? And, why can't they be modified permanently so you can always view them the way you like them, such as you do in *Folders*?

Another drawback to these windows is that despite file names that are not very long, to the right of the file name I have to slide the first two columns - Size and Type - closer, scrunching them together, so I can see the Date Modified tab in the same window. Sometimes you can scroll to see the Date Modified tab, but that is still not handy.

I have rearranged the headings to suit my need for selecting files by the most current. But, after closing and reopening an application, I have to modify the list again. Why can't my modifications be permanent? Also, I'd like to see these types of windows open up larger or have a resizing option to drag a corner border to make them larger.

Why do directories sometimes get scrambled? They aren't alphabetized or in any other order. Before I can open a file (not every time), I first have to click on the Name bar to alphabetize the directory. (Yes. There is a trick to closing a window to retain the order when it's reopened. Hold the Shift button down as you click on the "X" in the corner. But, you shouldn't have to do this.)

I'd also like to be able to format file names and related information in a directory. Maybe make some bold and orange, or some a bit smaller. Or, add stars or a ranking notation to files. The logical next step would be to set-up a sort function to be able to look for all items in a certain color or in 8 point type, or the file ranking.

Do you see the usefulness of these changes in sorting files? Modifying directory listings can be very helpful. It would allow users to see at a glance which items are important, or used most often, etc.

This is my short list. Have I mentioned anything on yours?

Tip

Try Before You Buy

When shopping for a new sound system for your PC, we strongly suggest that you test out a sound system at a computer retailer, and when you do, don't forget to ask about what you can't see. Although you may think Speaker A highly outperforms Speaker B, it could be that different sound cards are affecting the sound or that an upgraded sound card would greatly improve Speaker B and do little for Speaker A. Be sure to ask the sales clerk about sound cards in addition to the actual speakers.

From Smart Computing

Article

Broadsides

by **Ron Broadhurst**
Space Coast PC Users Group, Florida
www.scpcug.com
ringram728@earthlink.net

ARTICLE ARTICLE ARTICLE ARTICLE ARTICLE ARTICLE ARTICLE

This article has been obtained from APCUG with the author's permission for publication by APCUG member groups; all other uses require the permission of the author (see e-mail address above).

These ideas are compiled from years of accumulations from various magazines, books, on-line sites, and my own personal experience. I claim neither originality nor ownership to any of its contents. My only intent is to share the various "tips, "tricks", & "hints" in hopes of helping & maybe enhancing your computing experiences. They are all intended for anyone who uses a PC. It is for beginners as well as advanced users. Enjoy and use as you will.

Ron Broadhurst

How to Get Rid of "Send Error Report to Microsoft"

Right click 'My Computer' on the desktop or in the 'Start' menu.
Click 'Properties.'
Click the 'Advanced' tab.
Click the 'Error Reporting' button at the bottom.
Click 'Disable error reporting.' You can select the checkbox under it if you still want to be notified when errors occur.
Click 'OK.'

Note that you can disable error reporting for the operating system only, or for programs only, by unchecking the appropriate box under the Enable error reporting option.

You can also configure error reporting only for specific programs by clicking the ‘Choose Programs’ button.

Alphabetize Start Menu Listings

When you install a new program on your system, it will often appear at the end of your ‘Start’ menu. Reorganizing files alphabetically in the ‘All Programs’ menu does not affect how they appear in your start menu. In order to alphabetize your start menu, you’ll want to click ‘Start’ and select ‘All Programs.’ On any file or folder right-click and then select ‘Sort By Name.’ Now all of your ‘Start’ menu programs are in alphabetical order. You can also sort subfolders in your ‘Start’ menu the same way.

Make Your Quick Launch Icons Bigger

Unlock the ‘Toolbar’
Right click the ‘QL’ toolbar
Select the ‘View’ tab
Select large icons

Pin an Application to Start Menu

The *Windows XP* ‘Start’ menu includes an area where two or more Microsoft applications, usually *Internet Explorer* and *Outlook Express*, are permanently positioned for easy access. You can add your favorite application to this same convenient location. Open *Windows Explorer* and locate the executable file for the application. Right-click the file and select ‘Pin To Start Menu.’ The application will now appear in the ‘Start’ menu. To remove an application, locate it, right-click it, and select ‘Unpin From Start Menu.’

Alternatively, you can right-click the app in the ‘Start’ menu and click ‘Unpin From Start Menu.’

Change System Sounds

Through the ‘Control Panel’ you can change your system’s program event sounds. Click ‘Start’ and ‘Control Panel.’ If you’re using Category View, click ‘Sounds, Speech, and

Audio Devices;’ and ‘Sounds and Audio Devices.’ If you are using the Classic View, click ‘Sounds and Audio Devices.’ This loads the Sounds and Audio Devices Properties dialog box. Choose the ‘Sounds’ tab. Select the sound you’d like to change in the ‘Program events’ box, and then select a new sound from the ‘Sounds’ drop-down menu. Or select a sound you’ve saved to the hard drive by using the ‘Browse’ button to navigate to the sound file. Change as many sounds as you like. Save your changes as a sort of theme from the ‘Sound Scheme’ drop-down menu above the ‘Program’ events box. (Select the blank line and click ‘Save As.’) You can also choose to disable program event sounds. When you’re finished click ‘OK.’

Saving E-mail Messages

To save e-mail messages, highlight the message you want to save, then click on ‘File’ - ‘Save As.’ Select where you want to save the message and then save it as a txt file.



Tip

Work With Your GPS Device Before Using It Live

If you intend to rely on your GPS (global positioning system) unit, learn it before needing it. Just as you should never wait until it's dark, raining, and cold outside before figuring out how to work the lights, wipers, and heater in your car, you should determine how to work your device when nothing's at stake.

Get the manual out, work with setting waypoints and determining position, and if your GPS device has a simulator mode, work with a simulated navigation situation in the comfort of your home before even stepping outside and locking onto the satellite system. But by all means, practice with the live satellite system, as well, learning how to use the GPS device efficiently before heading for a place where you could be lost for real.

Are You Experiencing Technical Difficulties?

HelpContact is a **FREE** service to members of TUGNET only. The following volunteers have offered to field questions with software and hardware listed. Please be considerate of the volunteer you are contacting. **If you'd like to have your name added to the list, call or e-mail the editor.** Need help on a subject and there's no name listed for it? Try calling one of the SIG leaders.

DOS

Jim Burton
jimbo1928@pacbell.net
818-344-5300

Eudora

Roger Poverny
rogerp@socal.rr.com

Hardware Installation

Jay Cunnington
jay@jayscomputershop.com
Jayscomputershop.com
818-362-8015

Internet—General

Roger Poverny
(See “Eudora”)

Internet Explorer

Jay Cunnington
(See Hardware Installation”)

Microsoft Publisher

Kay Winnert
lazydazy@winnert.com
818-884-9441

Outlook Express

Jay Cunnington
(See “Hardware Installation”)

Pagemaker

Roger Poverny
(See “Eudora”)

Print Artist

Jim Burton
(See “DOS”)

Quickbooks Pro 5

Rich Kimmell
sales@brakelathe.net

Windows thru 95

Jay Cunnington
(See “Hardware Installation”)

Windows 98

Jim Burton
(See “DOS”)

Windows ME

Jim Burton
(See “DOS”)

Windows XP

Jay Cunnington
(See “Hardware Installation”)

Windows XP

Jim Burton
(See “DOS”)

Windows XP

Jay Cunnington
(See under “Hardware Installation”)

DOOR PRIZE POLICY

Only members are eligible to win a door prize. Members must also attend the full presentation in order to qualify for that night's drawing. This is the arrangement that the vendors who donate the door prizes expect and that is the policy we will follow for all meetings. To reduce the distraction of the seated audience and the presenter, registration and the distribution of name badges will cease at the start of the presentation. Those members not yet registered, but who are present at the start of the presentation will be registered and given their badges during the break. Members arriving more than ten minutes after the presentation began have not met the attendance requirement and will not be eligible for the drawing.

Word

Marcie Green
merci2mar@yahoo.com
818-594-1272

WordPerfect

Marian Radcliffe
MarianRad@1stNetUSA.net

Marcie Green
(See "Word")

Susan Kennedy
flamingfury@intergate.com

Why Join TUGNET?

There are many reasons why you will benefit from a TUGNET membership. Here are a few of the most obvious:

Weekly Meetings where you'll see the latest and greatest computer products presented by well-known, as well as lesser-known, industry representatives.

Special Pricing often offered only to TUGNET members.

Door Prizes at the weekly meetings.

Other Special Offers that regularly come to us .

Monthly Newsletter, Keywords, delivered to your mail box.

Special Interest Groups on a variety of subjects.

Help with computer-related problems, both at the meetings and via our "Help Contacts."

Products that become yours when the editor accepts your written review.

Late-breaking information and offers e-mailed to members only.

Volunteer opportunity to help with the many activities that keep TUGNET a viable organization.

Is that enough? Okay, you'll find a membership application on Page 39. in this newsletter!

November 2008

Sunday	Monday	Tuesday	Wednesday	Thursday	Friday	Saturday
						1
2 End Daylight Savings Time	3 SIG Meeting: Real Estate	4 AMD / ATI	5	6	7	8
9	10 SIG Meeting: Investment	11 Computers 4 R Kids	12	13 SIG Meeting Imaging	14	15 Newsletter Deadline
16	17	18 D-Link (Rescheduled)	19 Board Meeting	20 SIG Web Design	21	22
23 / 30	24 SIG Linux	25 Computing 101	26	27 Thanksgiving	28	29
All meetings begin at 7:00 p.m.						

TUGNET Membership Application

[] New [] Renewal [] Update

I hereby apply for membership in The Users' Group Network. I understand I will be entitled to attend meetings, receive the monthly newsletter and be eligible for special offers that become available from time to time.

Badge Name First Last

Please Print

Address
City, State, Zip +4

Phone: Home Work Date:

E-mail **Please Print:**

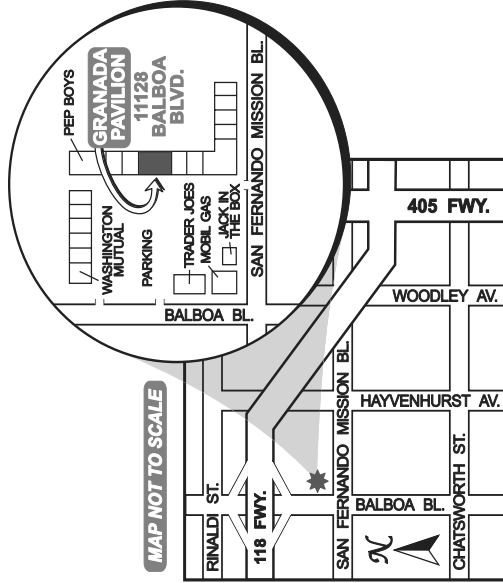
Signature:

Annual Membership	\$45.00	Gold Key Membership	\$100.00
Annual Husband/wife	\$75.00	Gold Key Spouses	\$130.00
Three-year Single	\$120.00	Newsletter Subscription	\$15.00

Please return this form with the
Correct amount to:
TUGNET
3926 Community Avenue
La Crescenta, CA 91214



**3926 Community Ave.
La Crescenta CA 91214-2375**



**Tuesday meetings at Granada Pavilion,
11128 Balboa Blvd., Granada Hills.**